









INB SERIES INDUCTION COOKTOPS

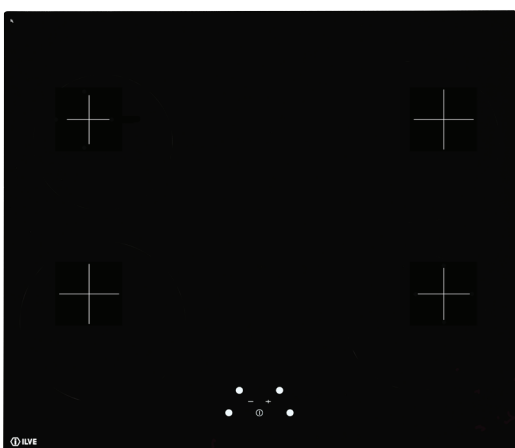
INSTANT HEAT, ULTRA RESPONSIVE COOKING



Exclusive to Harvey Norman, the INB Series ILVE induction cooktops are perfect for people who have been thinking about upgrading their cooktop at home but aren't able to go gas, ILVE's induction systems are the ultimate alternative.

Unlike normal electric cooktops, induction technology produces heat by creating a magnetic field which generates heat directly to the cooking vessel. This means that the heat is instantaneous, temperature control is immediate and the heat is evenly spread over the bottom of the pan, meaning no more annoying hot or cold spots!

			
MADE IN ITALY	24 MONTH WARRANTY	60CM WIDE	70CM WIDE
			
DIGITAL DISPLAY	COOL TOUCH	COOKING LEVELS	TOUCH CONTROL



EXCLUSIVE TO
Harvey Norman

INB SERIES INDUCTION COOKTOPS

INSTANT HEAT, ULTRA RESPONSIVE COOKING



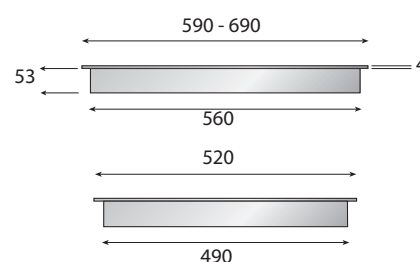
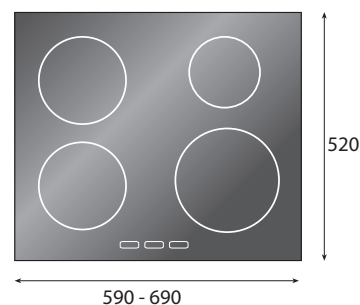
LIVE WITH
ILVE

Model INB64B & INB74B

Induction Cooktop

- Designed for simple operation
- 4 x same mid-sized zones that work with small & big sizes pots
- KeraBlack+ glass with C-edges
- Touch control with direct access to 9 heating levels (0-9)
- Auto pan detection
- Red display
- Boost mode
- Capacitive technology with patented foam touches
- 4 timers simultaneously usable, egg-timer
- Adapted for flushline installation (easy after-sales thanks to access from the back)
- 4x residual heat indicators
- Auto-Power
- Auto-Stop (in case of long absence, overflow, over-temperature)
- Child lock
- Fast heat-up time

Position	ØZone	ØCoil	“g”*	Boost
Front left	Flexible	200mm	1400 W	1850 W
Rear left	Flexible	160mm	1400 W	
Rear right	Flexible	200mm	1400 W	1850 W
Front right	Flexible	160mm	1400 W	



Model INB64B Induction Hob

Standby consumption < 0,5W

Cut out (LxDxh) : 560 x 490 mm

Appliance's thickness : 53mm + glass 4mm

Electrical network 220-240 V , 50/60 Hz

Model INB74B Induction Hob

Standby consumption < 0,5W

Cut out (LxDxh) : 560 x 490 mm

Appliance's thickness : 53mm + glass 4mm

Electrical network 220-240 V , 50/60 Hz

EXCLUSIVE TO

Harvey Norman

You can find us on:

facebook.com/ILVEappliances

twitter.com/ILVE_appliances

youtube.com/ILVEappliances

livewithilve.com

Australia National Telephone Number 1300 MYILVE (694 583) New Zealand Telephone Number 0508 458 369
ILVE showrooms are open Tuesday - Friday from 9am-5pm and Saturdays 10am-4pm. Monday & Sunday closed

ilve.com.au

NSW & ACT (Head Office)

48-50 Moore Street
Leichhardt
F 02 8569 4699

VIC & SA

1211 Toorak Road
Camberwell
F 03 9809 2155

QLD

1/42 Cavendish Road
Coorparoo
F 07 3397 0850

WA & NT

Unit 10/55 Howe Street
Osborne Park
F 08 9201 9188

TAS (Crisp Ikin)

3 Pear Avenue
Derwent Park, 7009
P 03 6272 7386

New Zealand

PO Box 11.160
Sockburn Christchurch
F 03 344 5906

DISCLAIMER

Eurolinx PTY LTD, trading as ILVE Appliances, is continually seeking ways to improve the design specifications, aesthetics and production techniques of its products. As a result alterations to our products and designs take place continually. Whilst every effort is made to produce information and literature that is up to date, this brochure should not be regarded as an infallible guide to the current specifications, nor does it constitute an offer for the sale of any particular product. Product dimensions indicated in our literature is indicative only. Actual product only should be used to define dimension cutouts. Distributors, and retailers are not agents of ILVE Appliances and are not authorized to bind ILVE Appliances by any express or implied undertaking or representation.